

# Live Maps


## For Microsoft System Center

### Identify and Prioritize IT Problems Based on Business Impact


Combine Live Maps with System Center to streamline new System Center deployments, and demonstrate the immediate value of System Center to your executives. IT problems are difficult to prioritize without understanding the impact they may have on your business. Standard alerts from Operations Manager simply do not provide enough information. Live Maps seamlessly integrates with Operations Manager and Service Manager to give your IT department the right context to make better decisions and provide better service. Live Maps allows IT professionals to map assets onto dashboards, business processes and network topologies.

### With Live Maps You Can:

- Quickly determine the business service impact of all incoming alerts and incidents
- Identify and begin troubleshooting issues before users even notice a problem
- Manage larger, more diverse environments with existing IT staff
- Make System Center location-aware with Bing Maps Integration



Track and monitor your IT assets on interactive Bing Maps



Use templates and wizards to instantly create high-level business dashboards

### What's New in 2012

#### Location-Aware with Bing Maps

Live Maps integration with Bing Maps makes System Center fully location-aware.

- Monitor IT assets distributed throughout your network down to the specific street address.
- Monitor your IT assets as they travel around the country, or around the globe!

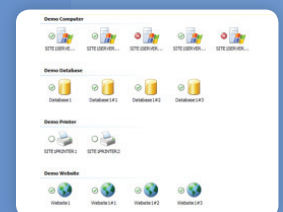
#### Service Manager Integration

Live Maps is fully integrated with Microsoft Service Manager. Live Maps now:

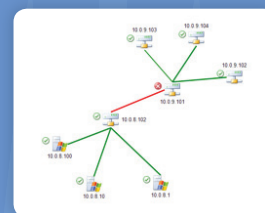
- Automatically adds business context to all your incidents.
- Ensures maintenance-free business service management!



Quickly transform a Visio diagram into a real-time monitoring map



An advanced rules engine ensures maintenance free maps



Create network topologies that are link aware

## Our Customers



## Features

### Seamless Integration

- Fully integrated into the Operations Manager Console
- Accessible from in-context menus in the Operations Manager and Service Manager consoles

### Business Oriented

- Map IT systems to the business
- See the end-to-end service for each alert
- View affected service map in Operations Manager or Service Manager

### Dynamic Maps

- Automatic Network Topology Discovery
- Maps update when IT systems update
- Maps roll-up environment health
- Drill down or up on any map type

### A Map for Everyone

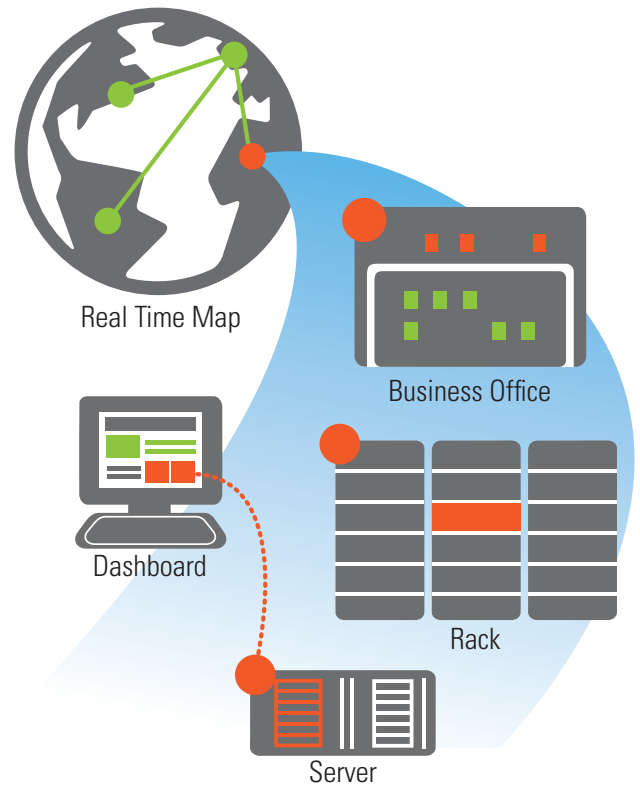
- Create views for each role in the company
- Show the true value of System Center to executives
- Application owners only see what is important to them

## Even More Powerful with Vital Signs

Live Maps, in conjunction with Savision's Vital Signs, gives IT professionals unparalleled, real-time performance and troubleshooting capabilities for traditional and cloud-based environments.

While Live Maps gives you executive dashboards and business context to identify and prioritize IT problems, Vital Signs allows you to drill-down and pinpoint the root cause instantly.

Learn more about Vital Signs at [www.savision.com/vitalsigns](http://www.savision.com/vitalsigns).



## Enabling the Fastest Time to Resolution of Your IT Problems

View a demo or download a trial version at:  
[www.savision.com/vitalsigns](http://www.savision.com/vitalsigns)

